

AAOMR

September 12-15, 2018

San Antonio, TX



69TH ANNUAL SESSION
OF THE
AMERICAN ACADEMY OF
ORAL AND MAXILLOFACIAL
RADIOLOGY

Exhibitor Prospectus



AN INVITATION TO THE
69TH ANNUAL SESSION
OF THE
AMERICAN ACADEMY OF
ORAL AND MAXILLOFACIAL
RADIOLOGY

Network with dentistry's imaging specialists

Connect with oral and maxillofacial radiologists from academics and private practice. Meet leaders in the fields of imaging research, clinical OMR practice, and education.

Experience a rich educational program

Hear renowned experts share their knowledge of diagnostic imaging and healthcare technology. Receive updates on cutting-edge imaging research in dentistry and medicine.

Exhibitor Spotlight

Vendor Presentation Time


In response to feedback from our loyal exhibitors, we have dedicated program time for exhibitors to make formal presentations to attendees. Use this 5-minute presentation to highlight your company, products, and services.

The Exhibit Booth includes:

- 8' x 10' space
- Skirted table and two chairs
- Listing in AAOMR mobile app
- Complimentary attendance for 2 representatives, including daily breakfast
- Complimentary access to Scientific Sessions and non-tuition CE
- Invitation to evening Welcome Reception (September 12, 2018)















Members: \$3,500 Non-members: \$4,500

*Plus a special invitation
President's VIP Reception
Thursday, September 13, 2018*





SPONSORSHIP OPPORTUNITIES FOR AAOMR 2018

 	Welcome Reception	\$ 15,000
 	Advertise on AAOMR Conference Mobile App Homepage, exclusive to 1 exhibitor <i>Be seen by all attendees every time they open the app with thousands of views!</i>	\$ 4,000
 	USB Flash Drive (your logo and AAOMR logo), exclusive to 1 exhibitor	\$ 2,000
 	Assorted Conference Gifts (your logo and AAOMR logo)	starting at only \$500
 	Residents' Luncheon and Learn, exclusive to 1 exhibitor	\$ 4,000
 	Early Career OMR Networking Event	\$ 2,000
 	Poster Session	\$ 2,000

Partner with AAOMR in its mission to promote and support education and research

Charles Morris Award *Sponsored by Planmeca USA*
Encourages new investigators to participate in OMR research

Albert G. Richards Grant Award *Sponsored by Infinitt NA*
Supports OMR residents to conduct research

Poster Presentation Awards *Sponsored by Dentsply Rinn*
Recognizes outstanding posters by OMR residents at the Annual Session


William Rollins Award *Sponsored by Instrumentarium Imaging*
Recognizes junior faculty research achievement

Howard Riley Raper Award *Sponsored by the Indiana University & Dentsply Rinn*
Recognizes an outstanding OMR resident who intends to pursue a career in academia

Radiology Centennial Scholarship Award *Sponsorship Available for \$1,000*
Supports an outstanding senior OMR resident

AAOMR-XDR Research Grant Award *Sponsored by XDR Radiology*
Supports innovative research by an OMR junior faculty

2018 Oration Speakers



S. JULIAN GIBBS MEMORIAL ORATION

A. Kyle Jones, Ph.D.

Associate Professor, Department of Imaging Physics
The University of Texas MD Anderson Cancer Center, Houston, TX

Dr. Jones is internationally recognized for his expertise in diagnostic medical physics, and his current clinical focus is on interventional and intraoperative imaging. He has authored over 50 peer-reviewed publications and been awarded grants for his research. In 2013, Dr. Jones received the Farrington Daniels Award for best paper on Radiation Dosimetry in Medical Physics, the journal of the American Association of Physicists in Medicine. Dr. Jones is currently leading the pilot phase of the ACR-SIR Fluoroscopy Dose Index Registry and the physics editor for the Journal of Vascular and Interventional Radiology. He has delivered numerous presentations as an invited speaker at national and international conferences. Dr. Jones is certified by the American Board of Radiology in Diagnostic Radiological Physics and holds a Texas Medical Board license as a Diagnostic Medical Physicist.

Dr. Jones will address current challenges in understanding risks from exposure to low doses of ionizing radiation for oral and maxillofacial patients.

H. CLINE FIXOTT SR. MEMORIAL ORATION

Lisa J. Koenig, BChD, DDS, MS

Professor, Department of General Dental Sciences
Associate Dean for Academic Affairs
Marquette University School of Dentistry, Milwaukee, WI



Dr. Koenig began her career as a general dentist in England. After coming to the United States, she progressed from obtaining a second doctor of dental surgery degree to currently being a tenured Professor and Associate Dean at Marquette University. Dr. Koenig is an internationally renowned speaker, having lectured on various oral and maxillofacial radiology topics. She is the recipient of multiple research grants. Additionally, she has received numerous awards, the most recent of which is the 2016 Marquette University School of Dentistry Research Day Oral Presentation Award. Dr. Koenig has authored many scientific papers in the peer reviewed literature. One of her most impressive professional accomplishments is editor and author of the widely popular textbook, Diagnostic Imaging: Oral and Maxillofacial. In its second edition, the textbook is used by junior and seasoned OMRs alike around the world.

Dr. Koenig will share her expertise and experience in the many facets of publishing an OMR textbook.